

Dominion Lending Centres Group



**#1 MARKET
SHARE
IN CANADA⁽¹⁾**

**> \$77 BILLION IN
FUNDED MORTGAGE
VOLUMES⁽²⁾**

**> 8,200
MORTGAGE
PROFESIONALS⁽³⁾**

**~ 540
FRANCHISES⁽³⁾**

**> \$42 MILLION
ADJUSTED EBITDA⁽²⁾⁽⁵⁾**

**~ 54% ADJUSTED
EBITDA
MARGIN⁽²⁾⁽⁵⁾**

**~ 21% 5-year
ADJUSTED EBITDA
CAGR⁽⁴⁾⁽⁵⁾**

**OWNERSHIP OF
CANADA'S LEADING
MORTGAGE ORIGINATION
PLATFORM**



(1) Based on mortgage submissions through Finastra's Expert system and excludes lenders who do not use Finastra's Expert from January 1, 2021 to December 31, 2021.

(2) For the last twelve months ("LTM") ended September 30, 2022.

(3) As at September 30, 2022.

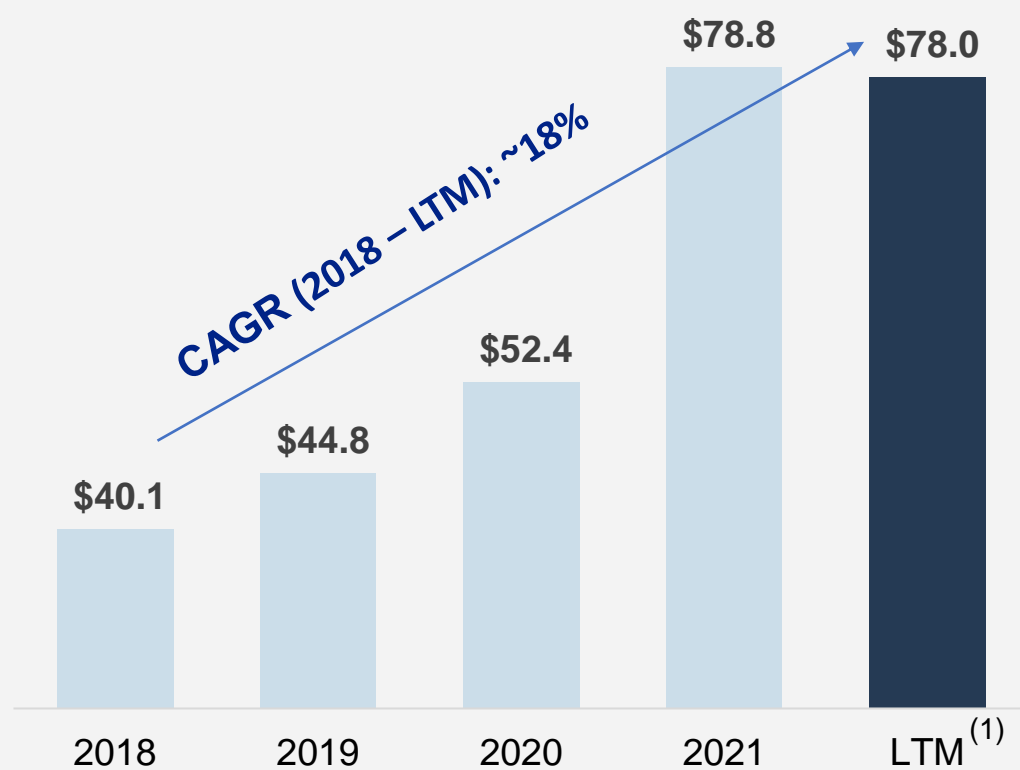
(4) From 2018 to the LTM ended September 30, 2022.

(5) Adjusted EBITDA and Adjusted EBITDA margin are non-IFRS performance measures that does not have a standardized meaning. Please see the "Non-IFRS Measures" section of this document for additional information.

Dominion Lending Centres Group

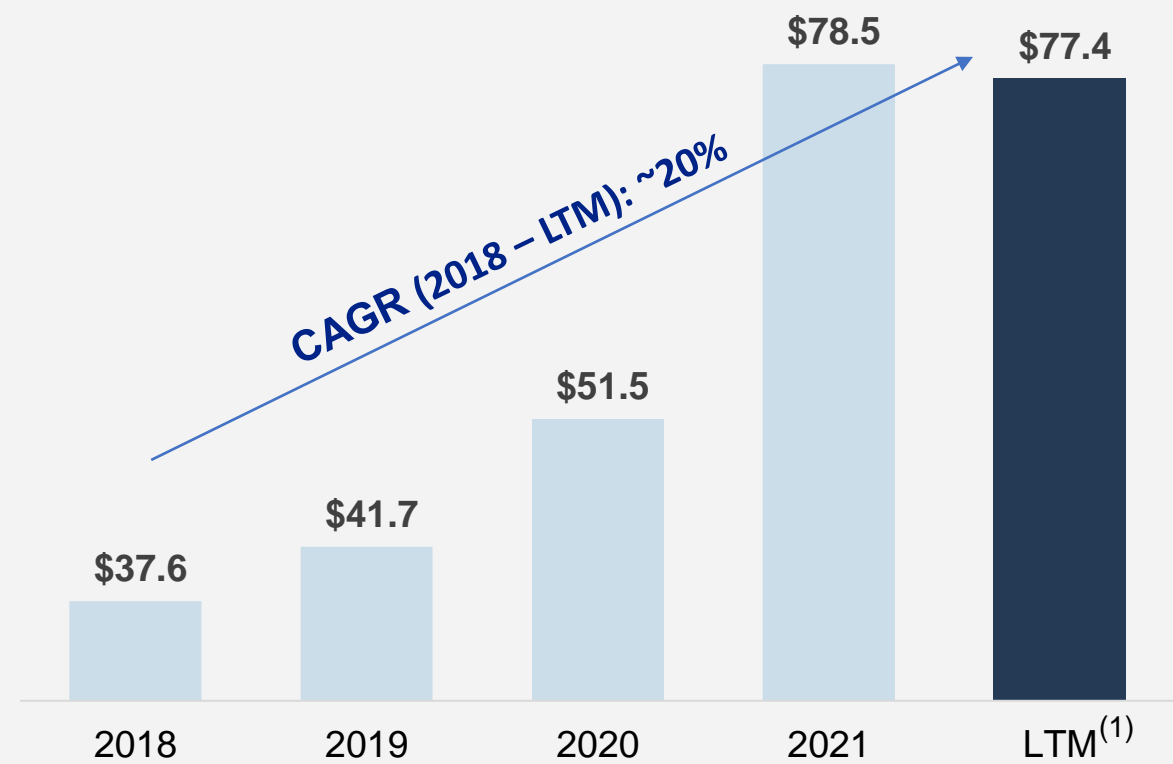
REVENUES

In C\$ millions



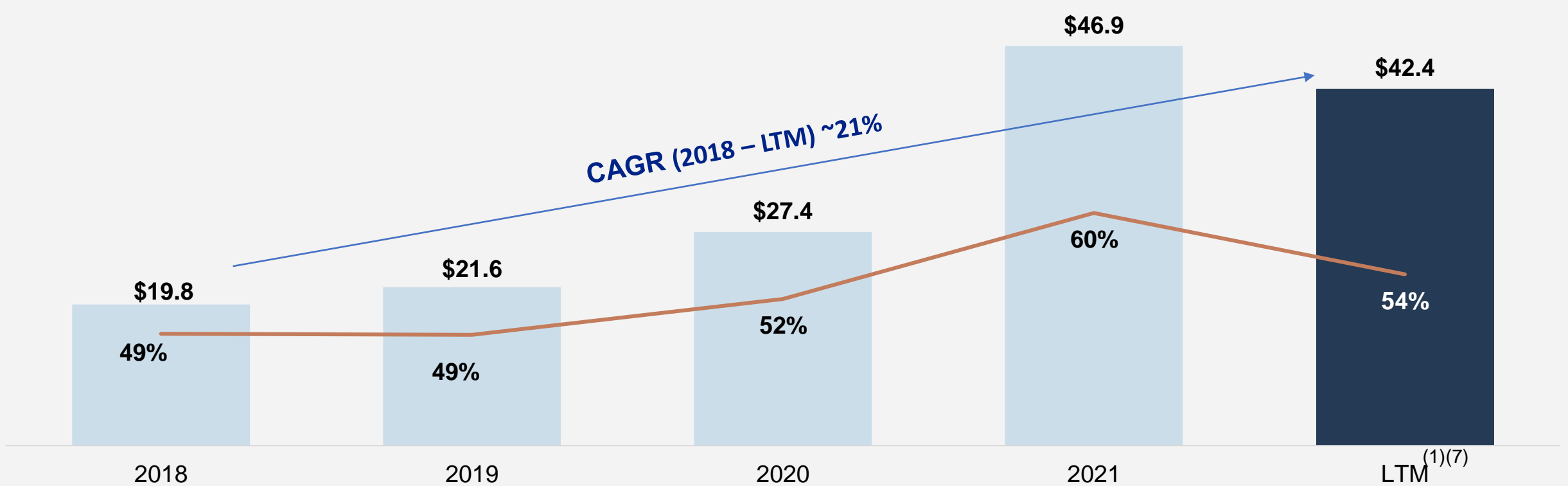
ANNUAL FUNDED VOLUMES⁽²⁾⁽³⁾

In C\$ billions



ADJUSTED EBITDA & EBITDA MARGINS⁽⁴⁾⁽⁵⁾⁽⁶⁾

In C\$ millions



**A CONTINUED
FOCUS ON
GROWTH AND
DIVERSIFICATION**

Organic Growth From Existing Mortgage Professionals

Adding Mortgage Professionals

Fintech Asset – Newton Connectivity Systems

Margin Expansion

New Revenue Opportunities

(1) For the LTM ended September 30, 2022.

(2) Funded mortgage volumes are a key performance indicator for Dominion Lending Centres.

(3) Funded mortgage volumes for the years ended December 31, 2018 to December 31, 2019, have been restated to reflect additional funded mortgage volumes from a franchise previously excluded.

(4) Normalized Adjusted EBITDA & Adjusted EBITDA margin figures; 2019 Adjusted EBITDA margin based on \$21.6mm EBITDA; 2019 onward, includes IFRS16.

(5) DLC reported a YTD December 31, 2019 Adjusted EBITDA of \$21.1mm including \$0.5mm in non-recurring loss on a settlement of a contract dispute with a third-party provider.

(6) Adjusted EBITDA and adjusted EBITDA margin are non-IFRS measures. Please see the "Non-IFRS Measures" section of this document for additional information.

(7) An increase in professional fees of \$1.6mm during the nine months ended September 30, 2022 compared to the nine months ended September 30, 2021 primarily from elevated legal costs and expenses associated with the stay of the class action legal claim, an ongoing arbitration, the settlement of legal claims, and the completion of the Newton Acquisition.

DISCLAIMER

THIS DOCUMENT IS BEING SUPPLIED TO YOU SOLELY FOR YOUR INFORMATION AND MAY NOT BE REPRODUCED, FURTHER DISTRIBUTED OR PUBLISHED IN WHOLE OR IN PART BY ANY OTHER PERSON. THIS DOCUMENT DOES NOT CONSTITUTE OR FORM PART OF ANY OFFER FOR SALE OR SOLICITATION OF ANY OFFER TO BUY ANY SECURITIES NOR SHALL IT OR ANY PART OF OR FORM THE BASIS OF OR BE RELIED ON IN CONNECTION WITH ANY CONTRACT OR COMMITMENT TO PURCHASE SECURITIES.

The information contained in this document is provided as at the date of this document, may be in summary form and is not purported to be complete. No representation or warranty, express or implied, is made or given by or on behalf of Dominion Lending Centres Inc. (“DLC Inc.”, the “Company” or the “Corporation”) or any of its employees, officers, directors, advisers, representatives, agents or affiliates as to the accuracy, completeness or fairness of the information contained in this presentation. None of the Company, its employees, officers, directors, advisers, representatives, agents or affiliates, shall have any liability whatsoever (in negligence or otherwise, whether direct or indirect, in contract, tort or otherwise) for any loss howsoever arising from any use of this document or its contents or otherwise arising in connection with this document.

No Other Authorized Statements or Representations: Readers are cautioned that no director, officer, employee, agent, affiliate or representation of the Company is authorized or permitted to make any written or verbal representation or statement concerning the business or activities of the Company, except as set out in this document. The Company expressly disclaims any written or verbal statement in addition to or contrary to anything contained in this document, and cautions readers that they are not entitled to rely on any written or verbal statement made by any person to the contrary.

Non-IFRS Measures: Management presents certain non-IFRS financial performance measures which we use as supplemental indicators of our operating performance. These non-IFRS measures do not have any standardized meaning, and therefore are unlikely to be comparable to the calculation of similar measures used by other companies and should not be considered in isolation or as a substitute for measures of performance prepared in accordance with IFRS.

Adjusted EBITDA is defined as earnings before finance expense, taxes, depreciation, amortization, and any unusual, non-core, certain non-cash or one-time items. The Corporation considers its main operating activities to be the Core Business Operations and management of its operating subsidiaries. Costs related to strategic initiatives such as business acquisitions, integration of newly acquire businesses and restructuring are considered non-core. While adjusted EBITDA is not a recognized measure under IFRS, management believes that it is a useful supplemental measure as it provides management and investors with an insightful indication of the performance of the Corporation. Adjusted EBITDA is an assessment of the normalized results and cash generated by the main operating activities, prior to the consideration of how these activities are financed or taxes, as a facilitator for valuation and a proxy for cashflow. Management applies adjusted EBITDA in its operational decision making as an indication of the financial performance of its main operating activities. Investors should be cautioned, however, that adjusted EBITDA should not be construed as an alternative to a statement of cash flows as a measure of liquidity and cash flows. The methodologies we use to determine adjusted EBITDA may differ from those utilized by other issuers or companies and, accordingly, adjusted EBITDA as used in this MD&A may not be comparable to similar measures used by other issuers or companies. Readers are cautioned that adjusted EBITDA should not be construed as an alternative to net income (loss) determined in accordance with IFRS as indicators of an issuer’s performance or to cash flows from operating, investing and financing activities as measures of liquidity and cash flows. Adjusted EBITDA margin is defined as adjusted EBITDA divided by revenue.

Please see the Corporation’s Management Discussion and Analysis (“MD&A”) dated November 10, 2022, for the three and nine months ended September 30, 2022, for a further information on Adjusted EBITDA within the “Non-IFRS Financial Performance Measures” section. The Corporation’s MD&A is available on SEDAR at www.sedar.com.