

Dominion Lending Centres Inc.

TSXV: DLGG
www.dlcc.ca

November 16, 2021



DISCLAIMER

THIS PRESENTATION IS BEING SUPPLIED TO YOU SOLELY FOR YOUR INFORMATION AND MAY NOT BE REPRODUCED, FURTHER DISTRIBUTED OR PUBLISHED IN WHOLE OR IN PART BY ANY OTHER PERSON. THIS PRESENTATION DOES NOT CONSTITUTE OR FORM PART OF ANY OFFER FOR SALE OR SOLICITATION OF ANY OFFER TO BUY ANY SECURITIES NOR SHALL IT OR ANY PART OF OR FORM THE BASIS OF OR BE RELIED ON IN CONNECTION WITH ANY CONTRACT OR COMMITMENT TO PURCHASE SECURITIES.

The information contained in this presentation is provided as at the date of this presentation, may be in summary form and is not purported to be complete. No representation or warranty, express or implied, is made or given by or on behalf of Dominion Lending Centres Inc. ("DLC Inc.", the "Company" or the "Corporation") or any of its employees, officers, directors, advisers, representatives, agents or affiliates as to the accuracy, completeness or fairness of the information contained in this presentation. None of the Company, its employees, officers, directors, advisers, representatives, agents or affiliates, shall have any liability whatsoever (in negligence or otherwise, whether direct or indirect, in contract, tort or otherwise) for any loss howsoever arising from any use of this presentation or its contents or otherwise arising in connection with this presentation.

Non-Core Assets refers to the Corporation's equity accounted investments in Club16 Limited Partnership ("Club16") and Cape Communications International Inc. ("Impact").

No Other Authorized Statements or Representations: Readers are cautioned that no director, officer, employee, agent, affiliate or representation of the Company is authorized or permitted to make any written or verbal representation or statement concerning the business or activities of the Company, except as set out in this presentation. The Company expressly disclaims any written or verbal statement in addition to or contrary to anything contained in this presentation, and cautions readers that they are not entitled to rely on any written or verbal statement made by any person to the contrary.

Non-IFRS Measures: Management presents certain non-IFRS financial performance measures which we use as supplemental indicators of our operating performance. These non-IFRS measures do not have any standardized meaning, and therefore are unlikely to be comparable to the calculation of similar measures used by other companies and should not be considered in isolation or as a substitute for measures of performance prepared in accordance with IFRS.

Adjusted EBITDA is defined as earnings before finance expense, taxes, depreciation, amortization, and any unusual, non-core, certain non-cash or one-time items. The Corporation considers its main operating activities to be the Core Business Operations and management of its operating subsidiaries. Costs related to strategic initiatives such as business acquisitions, integration of newly acquire businesses and restructuring are considered non-core. While adjusted EBITDA is not a recognized measure under IFRS, management believes that it is a useful supplemental measure as it provides management and investors with an insightful indication of the performance of the Corporation. Adjusted EBITDA is an assessment of the normalized results and cash generated by the main operating activities, prior to the consideration of how these activities are financed or taxes, as a facilitator for valuation and a proxy for cashflow. Management applies adjusted EBITDA in its operational decision making as an indication of the financial performance of its main operating activities. Investors should be cautioned, however, that adjusted EBITDA should not be construed as an alternative to a statement of cash flows as a measure of liquidity and cash flows. The methodologies we use to determine adjusted EBITDA may differ from those utilized by other issuers or companies and, accordingly, adjusted EBITDA as used in this MD&A may not be comparable to similar measures used by other issuers or companies. Readers are cautioned that adjusted EBITDA should not be construed as an alternative to net income (loss) determined in accordance with IFRS as indicators of an issuer's performance or to cash flows from operating, investing and financing activities as measures of liquidity and cash flows. Adjusted EBITDA margin is defined as adjusted EBITDA divided by revenue.


Please see the Corporation's Management Discussion and Analysis ("MD&A") dated November 16, 2021, for the three and nine months ended September 30, 2021, for further information on Adjusted EBITDA within the "Non-IFRS Financial Performance Measures" section. The Corporation's MD&A is available on SEDAR at www.sedar.com.

Forward-Looking Information: Certain statements in this document constitute forward-looking information under applicable securities legislation. Forward-looking information typically contains statements with words such as "anticipate," "believe," "estimate," "will," "expect," "plan," "intend," or similar words suggesting future outcomes or an outlook. Forward-looking information in this document includes, but is not limited to: the possible liquidation of non-core assets in the future and the use of the net proceeds as a potential repayment of the Sagard credit facility; and the Corporation does not expect to make any additional investment in the non-core assets going forward.

Such forward-looking information is based on a number of assumptions which may prove to be incorrect. Assumptions have been made with respect to the following matters, in addition to any other assumptions identified in this presentation: the Non-Core Assets affected by COVID-19 will recover from the pandemic's impacts and return to historical (pre-COVID-19) operating environments; and management's ability to adjust cost structures at its Non-Core Assets to improve liquidity and cash flow. Such forward-looking information is necessarily based on many factors including those identified below that, while considered reasonable by the Corporation as at the date hereof considering management's experience and perception of current conditions and expected developments, are inherently subject to significant business, economic and competitive uncertainties and contingencies. Known and unknown factors could cause actual results to differ materially from those projected in the forward-looking statements. Such factors include, but are not limited to, changes in taxes; increased operating, general and administrative, and other costs; changes in interest rates; general business, economic and market conditions; the non-core assets ability to obtain services and personnel in a timely manner and at an acceptable cost to carry out their activities; our ability to realize the expected benefits of our Non-Core Assets; the uncertainty of estimates and projections relating to future revenue, taxes, costs and expenses; the outcome of existing and potential lawsuits, regulatory actions, audits and assessments; and other risks and uncertainties described elsewhere in this document and in our other filings with Canadian securities authorities.

Many of these uncertainties and contingencies may affect our actual results and could cause actual results to differ materially from those expressed or implied in any forward-looking statements made by, or on behalf of, us. Readers are cautioned that forward-looking statements are not guarantees of future performance. All forward-looking statements made in this presentation are qualified by these cautionary statements. The foregoing list of risks is not exhaustive. For more information relating to risks, see the risk factors identified in our 2020 Annual Report. The forward-looking information contained in this document is made as of the date hereof and, except as required by applicable securities laws, we undertake no obligation to update publicly or revise any forward-looking statements or information, whether because of new information, future events or otherwise.

Who is DLCG?



- ✓ #1 market share in Canada⁽¹⁾
- ✓ >\$75 billion in annual funded mortgage volumes⁽²⁾
- ✓ >7,500 mortgage experts
- ✓ >550 franchises across Canada
- ✓ ~\$44 million adjusted EBITDA⁽²⁾⁽³⁾
- ✓ ~58% Adjusted EBITDA margin⁽²⁾⁽³⁾
- ✓ ~24% 5-year Adjusted EBITDA CAGR⁽³⁾⁽⁴⁾
- ✓ Ownership in Canada's leading mortgage origination platform, *Newton Connectivity Systems Inc. ("Newton")*



(1) Based on mortgage submissions through Finastra's Expert system and excludes lenders who do not use Finastra's Expert from January 1, 2020 to December 31, 2020. Refer to "Regional Market Share" on slide 6 of this document

(2) For the last twelve months ended September 30, 2021.

(3) Adjusted EBITDA and Adjusted EBITDA margin are non-IFRS performance measures that does not have a standardized meaning. Please see the "Non-IFRS Measures" section of this document for additional information.

(4) From 2016 to the last twelve months ended September 30, 2021.

DLC Inc. Snapshot

Summary Capitalization

Ticker Symbol: TSX-V	DLCG
Share Price (November 15, 2021)	\$2.83
Common Shares Outstanding (Basic) ⁽¹⁾	46.5mm
Market Capitalization	\$131.6mm
Net Debt (Cash) ⁽²⁾	\$18.6mm
Preferred Share Liability ⁽³⁾	\$112.3mm
Enterprise Value	\$262.5mm
Consolidated LTM 2021A Adjusted EBITDA ⁽⁴⁾⁽⁵⁾⁽⁶⁾	\$41.3mm
Core Business Operations LTM 2021A Adjusted EBITDA ⁽⁵⁾⁽⁶⁾	\$43.7mm
Entitlement of Preferred Shares	40% of CDC ⁽⁷⁾ 40% of Liquidation Proceeds of Core Business Operations
Insider Common Share Ownership	~65%

Trading Price



Operating Segments

- Core Business Operations – The business of franchising mortgage brokerage services and providing data connectivity services across Canada. These are the operations of the Dominion Lending Centres Group of Companies (“DLCG”).
- Non-Core Business Asset Management – Segment includes the Corporation’s ownership in its Non-Core Assets (Club16 & Impact); the expenses, assets and liabilities associated with managing the Non-Core Assets; the Sagard credit facility; public company costs; and consolidating accounting entries.

(1) As at September 30, 2021. During the nine months ended September 30, 2021, the Corporation made repurchases under the normal-course issuer bid of 126,700 at an average price of \$3.41 per Common share. The repurchased shares were cancelled and returned to treasury.

(2) Based on net debt (gross of debt issuance costs) as at September 30, 2021; includes (\$9.7mm) of net (cash) from the Core Business Operations and \$28.3mm net debt from the Non-Core Business Asset Management segment.

(3) Net of transaction costs as at September 30, 2021.

(4) As Club16 and Impact are equity accounted investments, their net assets are excluded from the Corporation’s balance sheet. Club16 and Impact’s Adjusted EBITDA are not included in the consolidated Adjusted EBITDA. The net income from equity accounted investments and costs associated with the Non-Core Business Asset Management segment are included within Consolidated LTM 2021A Adjusted EBITDA.

(5) Adjusted EBITDA is a non-IFRS performance measure that does not have a standardized meaning. Please see the “Non-IFRS Measures” section of this document for additional information.

(6) Last twelve months (“LTM”) ending September 30, 2021.

(7) Core Business Distributable Cash (“CDC”) is a contractual measurement as defined in the Preferred Share terms, representing the total of the Core Business Operations’: adjusted cash flows from operating activities, cash flows used in investing activities, adjusted cash flows from financing activities, taxes attributable, and any other adjustments approved by the Board of the Corporation and the majority preferred shareholder.

DLCG Overview

Canada's Largest Mortgage Brokerage Network

- #1 market share in Canada (currently ~40% of the Canadian mortgage brokerage market)⁽¹⁾
- >\$75 billion in annual funded mortgage volumes⁽²⁾
- >7,500 mortgage experts across >550 franchises
- Mortgage experts originate mortgages but do not lend (no loan loss exposure/credit risk)

Broadly Diversified Revenue Streams

- Franchise model provides secure long-term relationships with mortgage experts
- Revenue is generated from (a) Royalty fees on mortgage origination from franchise network (b) Additional revenue streams from lenders and suppliers (c) Connectivity fees from fin-tech subsidiary, Newton

Mortgage Connectivity Fintech Asset – Newton

- Approved connectivity platform between Canadian lenders and mortgage experts, providing a secure all-in-one operating platform in Canada
- Revenue is generated from fees paid by Canadian lenders based on funded volumes of mortgages and third-party supplier fees on a transaction basis

History of Strong Growth and Excellent Growth Prospects

- Significant growth achieved through organic growth and ongoing recruiting efforts
- ~24% Adjusted EBITDA CAGR since 2016⁽³⁾⁽⁴⁾; ~58% adjusted EBITDA margins⁽²⁾⁽³⁾
- Highly scalable business model with strong pipeline of tuck-in acquisition opportunities

(1) Based on mortgage submissions through Finastra's Expert system and excludes lenders who do not use Finastra's Expert from January 1, 2020 to December 31, 2020. Refer to "Regional Market Share" on slide 6 of this document

(2) For the last twelve months ended September 30, 2021.

(3) Adjusted EBITDA and Adjusted EBITDA margin are non-IFRS performance measures that does not have a standardized meaning. Please see the "Non-IFRS Measures" section of this document for additional information.

(4) Since 2016 to the last twelve months ended September 30, 2021

Largest Mortgage Brokerage Network in Canada

- ~40% of mortgage transactions in Canada involved a mortgage broker⁽¹⁾
- DLCG is Canada's largest mortgage brokerage network with >\$75 billion in annual funded mortgages⁽²⁾
 - #1 market share with additional consolidation opportunities
- DLCG generates the majority of revenue from:
 - Royalty fees on mortgage revenue from >7,500 mortgage experts across >550 franchises
 - Connectivity fees from lenders and suppliers
 - Fin-tech subsidiary, Newton

Four primary brands:



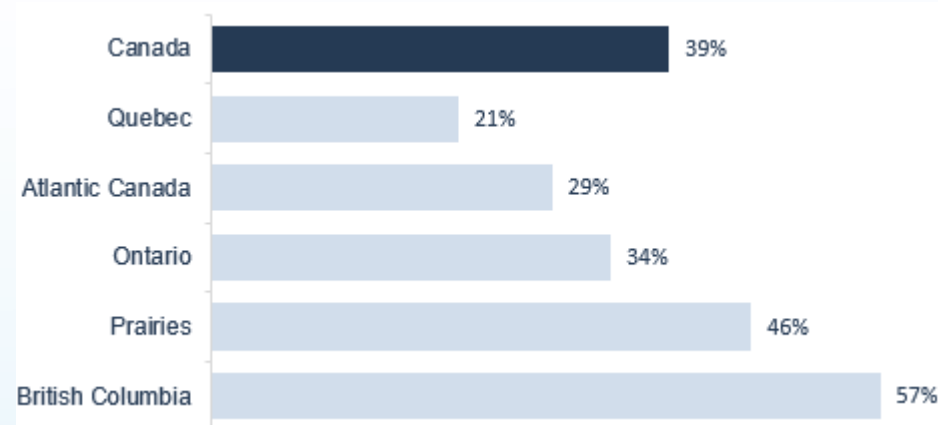
Top Lenders:



National Presence



Regional Market Share⁽³⁾



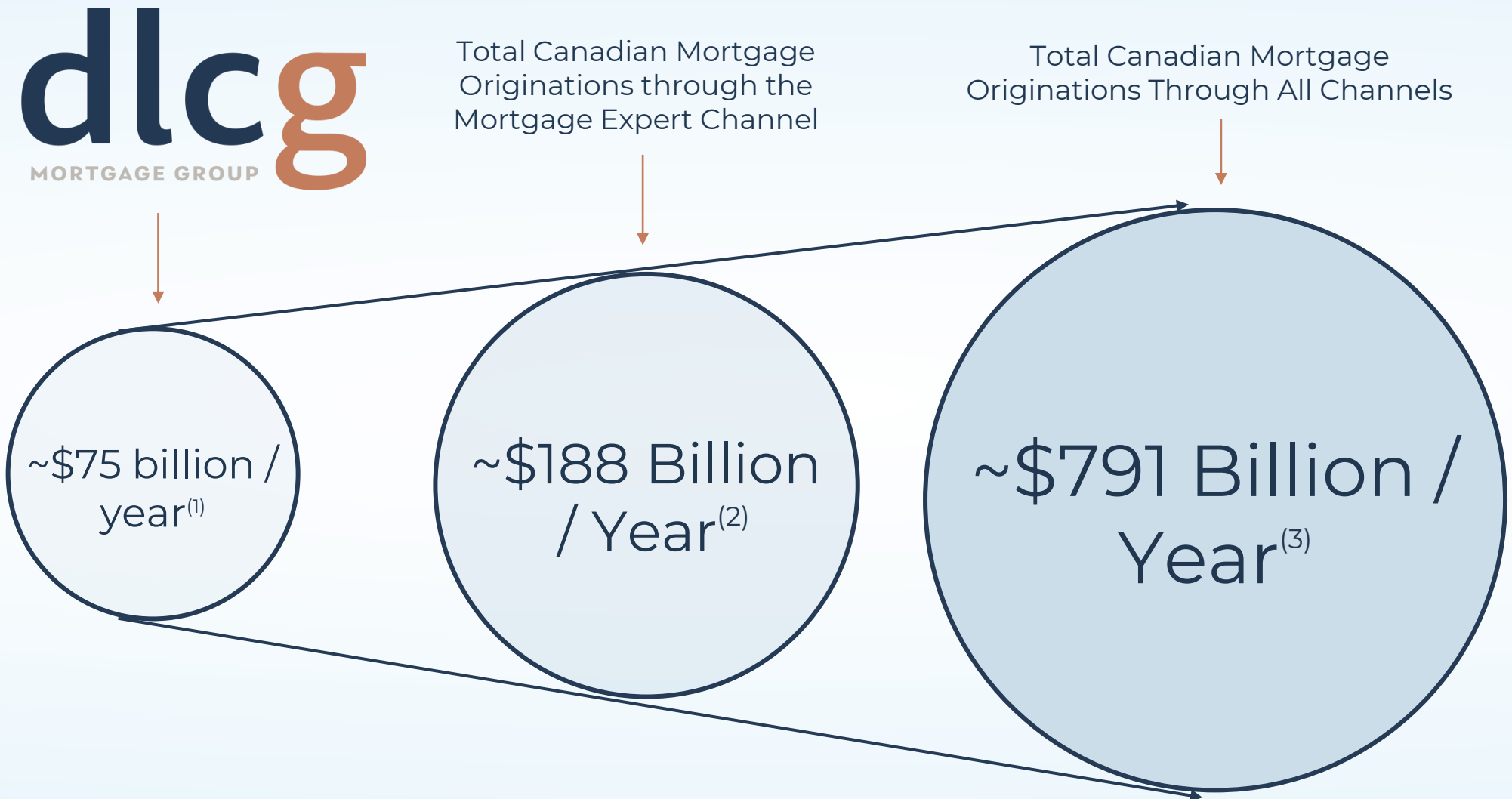
(1) For new mortgages in Canada in 2020. Source: Mortgage Professionals Canada.

(2) For the last twelve months ended September 30, 2021.

(3) Based on DLCG's market share of mortgage submissions through the mortgage expert channel. Source: mortgage submissions through Finastra's Expert system and excludes lenders who do not use Finastra's Expert from January 1, 2020 to December 31, 2020.

Dominant Market Share With Room To Grow

7



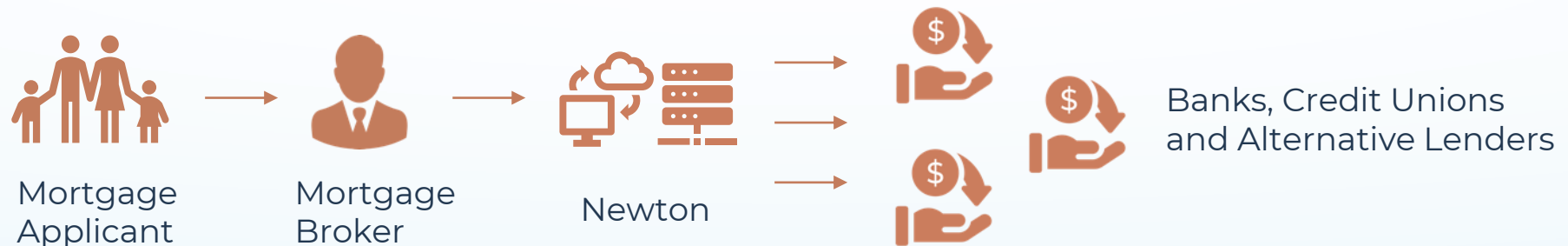
(1) For the last twelve months ended September 30, 2021.

(2) Based on DLCG's market share of mortgage submissions through the mortgage expert channel. Source: mortgage submissions through Finastra's Expert system and excludes lenders who do not use Finastra's Expert from January 1, 2020 to December 31, 2020. Refer to "Regional Market Share" on slide 6 of this document

(3) Source: CMHC "Residential Mortgage Industry Data Dashboard": "Total Loan Value Originated" from all lenders during the last twelve months ended March 31, 2021.

Newton Connectivity Systems Inc. (Newton)

- Newton is an approved fintech mortgage connectivity platform in Canada
- Newton's primary business is connecting mortgage applicants, mortgage experts, Canadian lenders and third-party ancillary product and service suppliers using an integrated technology platform
- Offers a complete range of services designed to automate the entire mortgage application, approval, underwriting, and funding process
- Revenues are earned primarily through two business segments: (1) Lenders – fee on funded mortgage volumes; (2) Third-Party Suppliers (i.e. Manulife, Transunion, Equifax) – fee per transaction
- The Corporation owns 70% of Newton and Newton management owns 30%



Newton's fintech platform is the leading integrated end-to-end operating system that handles the entire mortgage approval process, facilitating the interactions between borrower, mortgage expert, lender, and third-party suppliers.

DLCG Growth Strategy

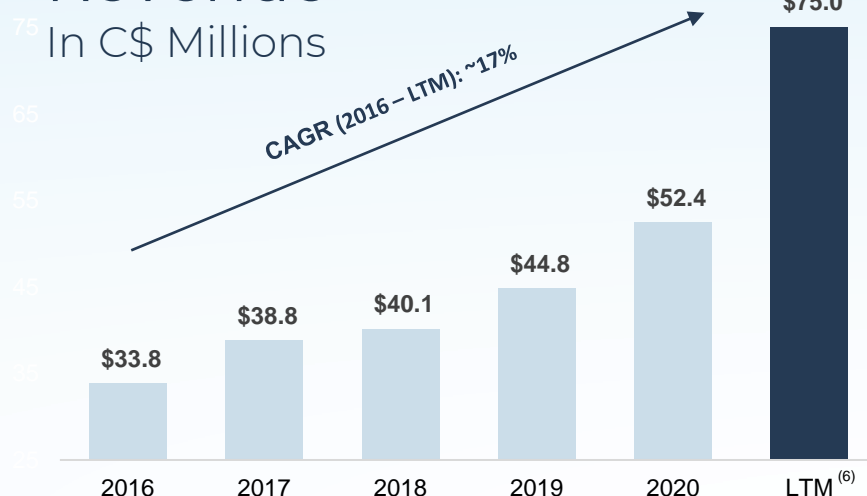


(1) For the last twelve months ended September 30, 2021.

DLCG's Strong Historical Financial Performance¹⁰

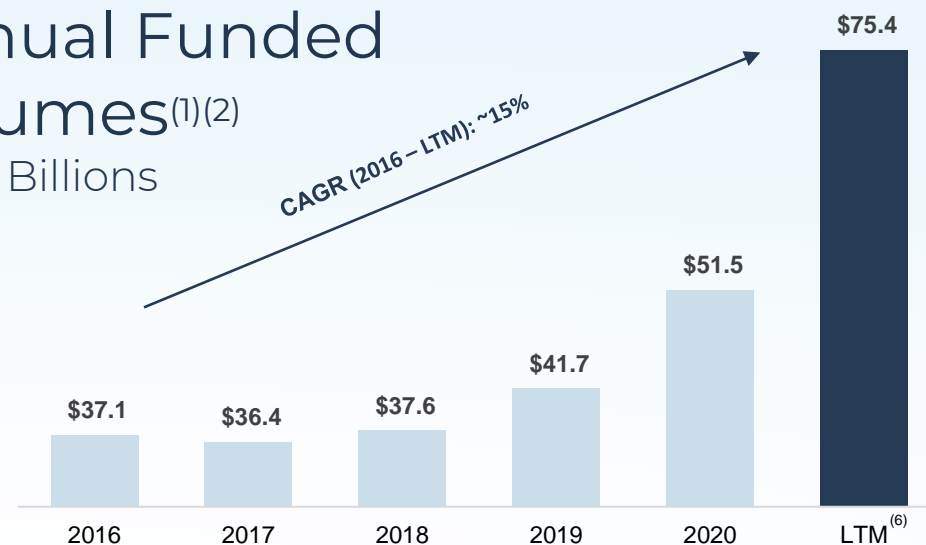
Revenue

In C\$ Millions



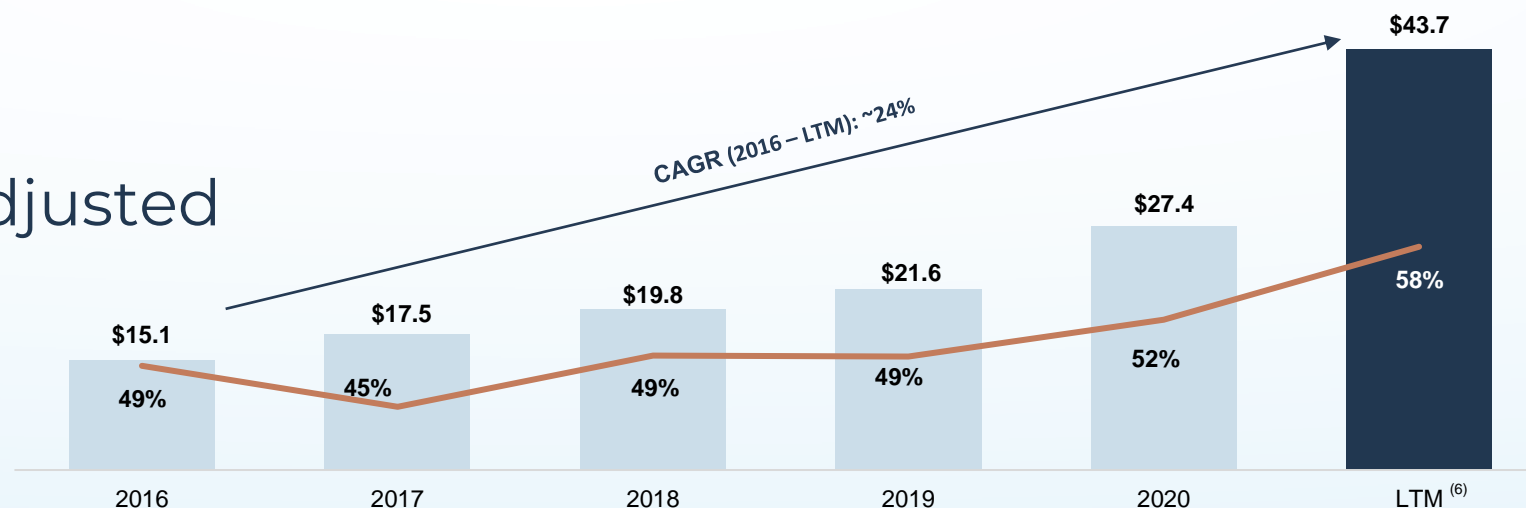
Annual Funded Volumes⁽¹⁾⁽²⁾

In C\$ Billions



Adjusted EBITDA & Adjusted EBITDA Margins⁽³⁾⁽⁴⁾⁽⁵⁾

In C\$ Millions



(1) Funded mortgage volumes are a key performance indicator for the Corporation.

(2) Funded mortgage volumes for the years ended December 31, 2016 to December 31, 2019, and the nine months ended September 30, 2020, have been restated to reflect additional funded mortgage volumes from a franchise previously excluded.

(3) Normalized Adjusted EBITDA & Adjusted EBITDA margin figures; 2017A Adjusted EBITDA margin based on \$17.5mm EBITDA; 2019 Adjusted EBITDA margin based on \$21.6mm EBITDA; 2019 onward, includes IFRS16.

(4) The Core Business Operations reported a 2017A Adjusted EBITDA of \$16.3 mm including \$1.2mm in non-recurring NCS restructuring charges. The Core Business Operations reported a YTD December 31, 2019A Adjusted EBITDA of \$21.1mm including \$0.5mm in non-recurring loss on a settlement of a contract dispute with a third-party provider.

(5) Adjusted EBITDA and adjusted EBITDA margin are non-IFRS measures. Please see the "Non-IFRS Measures" section of this document for additional information.

(6) Last twelve months ("LTM") ending September 30, 2021.

DLC inc.

TSXV: DLCG
www.dlcg.ca

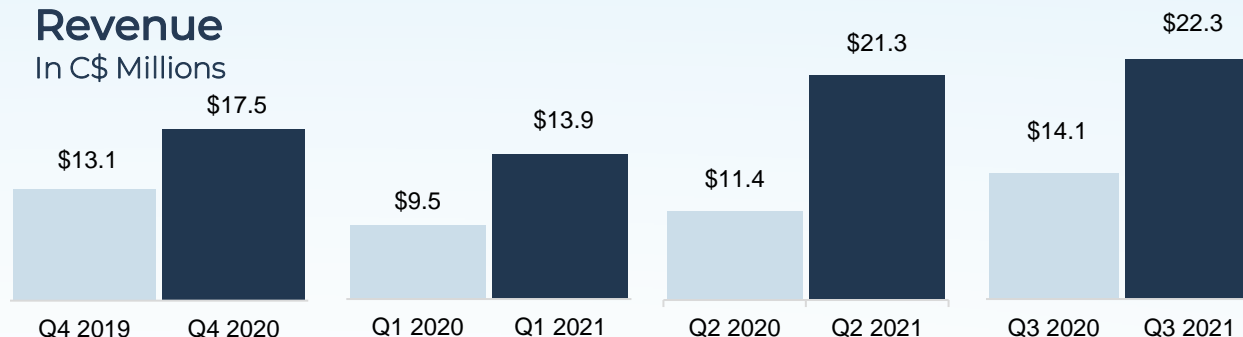
Recession Resilient Model

- DLGG has demonstrated the resilience of its financial and operating model by achieving strong growth in 2021 and 2020, notwithstanding the global pandemic, COVID-19
- DLGG is active across Canada, assisting first time homebuyers, mortgage refinancees, unlocking equity through home equity lines of credit as well as other mortgage related services
- Strong revenue diversification including royalties, franchise fees, connectivity revenues, advertising fees, technology fees and other
- Newton provides technology services to both DLGG experts as well as Non-DLGG experts across Canada
- During times of economic volatility, mortgage experts tend to partner with full-service franchisors such as DLGG given their industry leading technology, stronger earnings potential and brand recognition
- Mortgage experts are paid by the financial institution the loan is originated from; service is effectively a 'free' shopping service for the homeowner / mortgage client

LTM Financial Performance

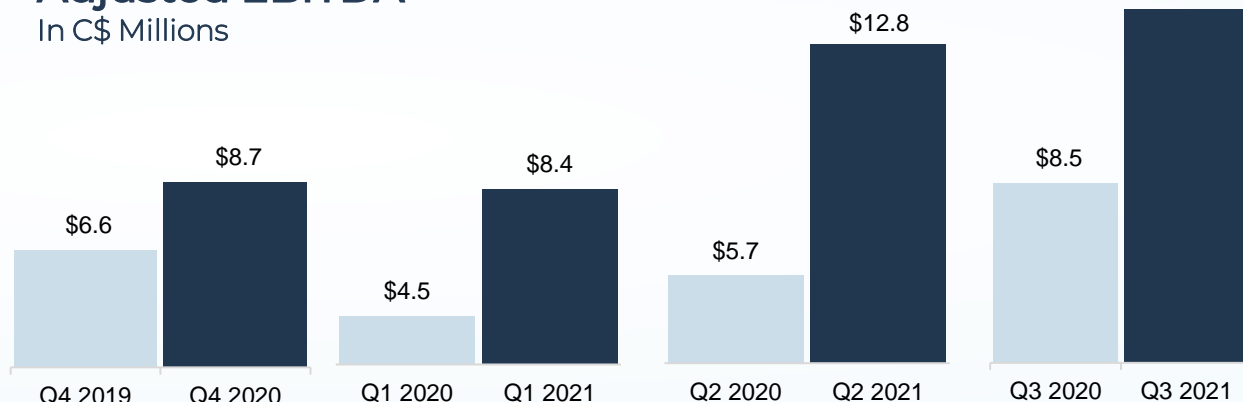
Revenue

In C\$ Millions



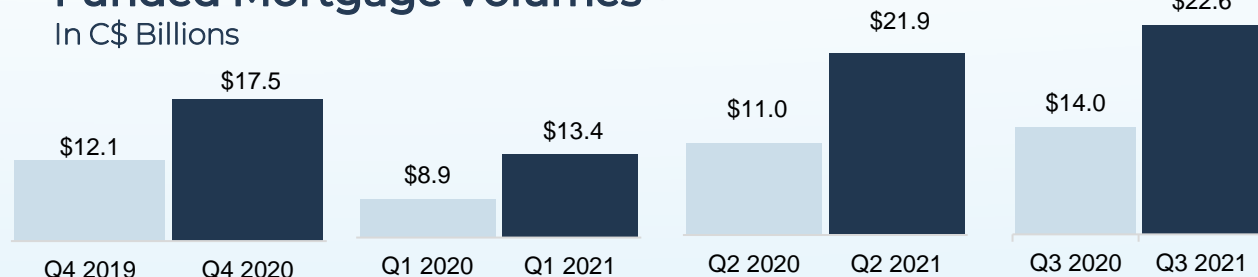
Adjusted EBITDA⁽¹⁾

In C\$ Millions



Funded Mortgage Volumes⁽²⁾

In C\$ Billions



⁽¹⁾ Adjusted EBITDA is non-IFRS measures. Please see the "Non-IFRS Measures" section of this document for additional information.

⁽²⁾ Funded mortgage volumes for the three months ended March 31, 2020 to September 30, 2020, have been restated to reflect additional funded mortgage volumes from a franchise previously excluded.



Chris Kayat
Co-Founder,
Executive Vice Chair
& Director

Gary Mauris
Co-Founder,
Executive Chairman
& CEO & Director

About Gary Mauris

- Gary is the co-founder, Executive Chairman, CEO and a Director of the Corporation, and the largest shareholder
- Gary is a serial entrepreneur, having sold two prior companies to private equity and public markets
- Gary was recognized as a finalist for the Ernst & Young Entrepreneur of the Year 2011 and earned 2016 Tri-Cities Chamber of Commerce Business Leader of the Year
- Additionally, he was inducted into the Canadian Mortgage Hall of Fame in 2016 for his leadership and service to the Canadian mortgage industry

About Chris Kayat

- Chris is the co-founder and Executive Vice-Chair and a Director of the Corporation
- Prior to co-founding DLGG, he was the largest Royal LePage owner in Western Canada by market share and overall agent count before selling such franchises to Royal LePage Corporate in 2014 to focus on growing DLGG
- Before acquiring his real estate companies in 1997, Chris was one of the most productive realtors in British Columbia; while owning his real estate business, he owned and operated a profitable mortgage brokerage, which became DLGG's first franchise

Experienced and Proven Management Team

13

Eddy Cocciollo President, DLC Inc.		<ul style="list-style-type: none"> Past mortgage broker with over 25 years experience in lending and origination 	Geoff Hague CFO, DLCC		<ul style="list-style-type: none"> CPA with over 15 years' experience Responsible for all financial systems and reporting within the DLCC
James Bell President, Corporate		<ul style="list-style-type: none"> Lawyer with 20 years experience Responsible for public company operations and non-core business 	Robin Burpee CFO, Corporate		<ul style="list-style-type: none"> CPA with ~10 years experience Responsible for public company and non-core financial management
Geoff Willis President, Newton Connectivity Systems		<ul style="list-style-type: none"> Over 30 years experience in the mortgage origination business 20 years experience as a mortgage broker 	Kate Brady VP Marketing, DLCC		<ul style="list-style-type: none"> Over 15 years experience in marketing and communications Responsible for national advertising and brand awareness, marketing, communications and events
Rich Spence President, Mortgage Centre Canada		<ul style="list-style-type: none"> Over 22 years of direct industry experience 10 years experience leading the Mortgage Creditor division of Manulife 	Stephanie Dohring VP Client Services, DLCC		<ul style="list-style-type: none"> Over 22 years experience in the mortgage space Responsible for the Commission Processing System (CPS), Franchise Payroll Services and Administrative support.
Dustan Woodhouse President, Mortgage Architect's		<ul style="list-style-type: none"> 12 years direct industry experience including 10 years as a mortgage broker 	Dave Teixeira Executive VP, DLCC		<ul style="list-style-type: none"> ~20 years experience Responsible for business development, lender / vendor relations and public affairs
Dong Lee COO, DLCC		<ul style="list-style-type: none"> Over 25 years financial services experience Responsible for technology integration and operational efficiency 	Amar Leekha Senior Vice President, Corporate		<ul style="list-style-type: none"> Corporate finance professional with ~15 years experience Responsible for investor relations and corporate development

Organizational Structure

Preferred Shares⁽¹⁾
26.8 mm

Common Shares⁽¹⁾
46.5 mm



DLC inc.

Core Assets

Non-Core Assets

DLCG (100%)

Club16 (58.4%)
\$17.8mm⁽²⁾

Impact (52%)
\$10.2mm⁽²⁾

(1) At at September 30, 2021. KayMaur Holdings Ltd. ("KayMaur") holds ~36% of the Common Shares and 95% of the Preferred Shares. KayMaur is controlled by Gary Mauris and Chris Kayat, who are the executives of DLC Inc. and beneficially own or, exercise control or direction over, directly or indirectly, more than 10% of the issued and outstanding Common Shares of the Corporation.

(2) As at September 30, 2021, representing the Corporation's interest.

Summary

Canada's Largest Mortgage Brokerage Network

- #1 market share in mortgage origination in Canada at ~40% ⁽¹⁾
- >\$75 billion in annual funded mortgage volumes⁽²⁾
- Strong distribution channels across >7,500 experts across Canada
- ~15 year operating history with strong track record

Asset-Light Model With Diversified Revenue Streams

- Franchise model with long-term contracts with mortgage experts and strong retention rates
- Diversified revenue streams including royalty fees on mortgage origination, lender bonuses, supplier fees / bonuses, technology fees, advertising fees and other
- No underwriting, loan-loss or credit risk

Positioned For Growth

- DLCG has a proven track record in signing independent or competitor franchises to long term contracts as demonstrated by the Premiere Mortgage Centre Inc. signing announced on Oct 15, 2020 and Mortgage Connection Ltd. signing on April 14, 2021
- Continued focus on onboarding both DLCG and non-DLCG experts onto technology platform, Newton, to increase fees on funded mortgage volumes; as well, as third-party supplier fees on each mortgage transaction. HSBC and Desjardins were added for submissions through Velocity in 2020 and 2021, respectively

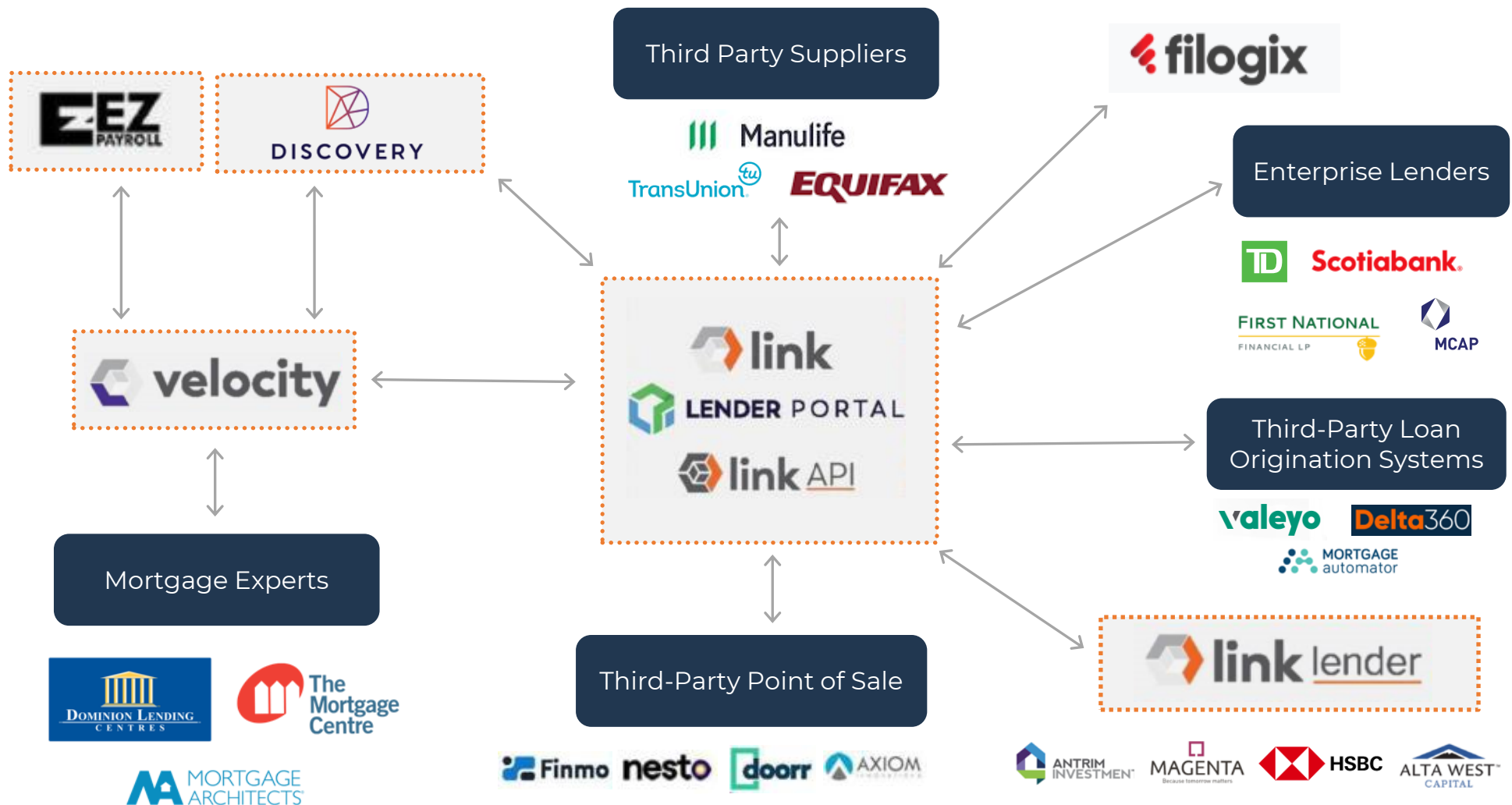
(1) Based on mortgage submissions through Finastra's Expert system and excludes lenders who do not use Finastra's Expert from January 1, 2020 to December 31, 2020. Refer to "Regional Market Share" on slide 6 of this document

(1) Refer to "Regional Market Share" on slide 6 of this document

(2) For the last twelve months ended September 30, 2021.

Appendix I – Newton's Ecosystem

16



Newton offers a comprehensive suite of services that connect borrowers, mortgage experts, lenders, and third-party service providers



Denotes Newton's assets

Note: This ecosystem is for illustrative purposes and does not include an exhaustive list of all Newton relationships and partnerships.

Appendix II – Non-Core Assets

17

- The Non-Core Assets are equity accounted on the financial statements.
- DLC Inc. does not expect to make any additional investments in these assets going forward.
- In the event a non-core asset is sold, it is anticipated that the net proceeds would be used to pay down the Sagard credit facility.



Ownership Interest: 58.4%
Carrying Value: \$17.8 million⁽¹⁾



Ownership Interest: 52%
Carrying Value: \$10.2 million⁽¹⁾



Outstanding Balance: \$28.3 million⁽²⁾
Maturity Date: June 14, 2022⁽³⁾

(1) As at September 30, 2021, representing the Corporation's interest.

(2) Based on net debt (gross of debt issuance costs) as at September 30, 2021; excludes balances from the Core Business Operations. US\$24.7 million gross debt outstanding at \$0.7851 CAD/USD as at September 30, 2021.

(3) The Corporation has the option, at any time after June 14, 2021 but prior to December 14, 2021, to extend the maturity of the facility by an additional twelve months until June 14, 2023. As at September 30, 2021, the Corporation has not exercised the option to extend the maturity.

DLC inc.

TSXV: DLG
www.dlcg.ca

